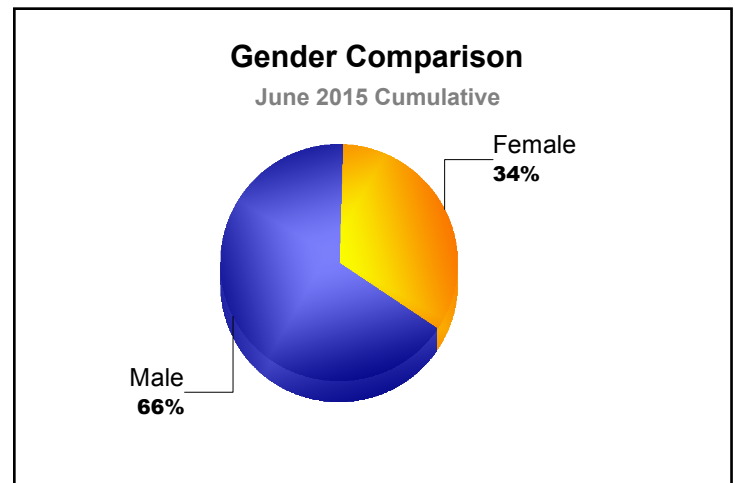
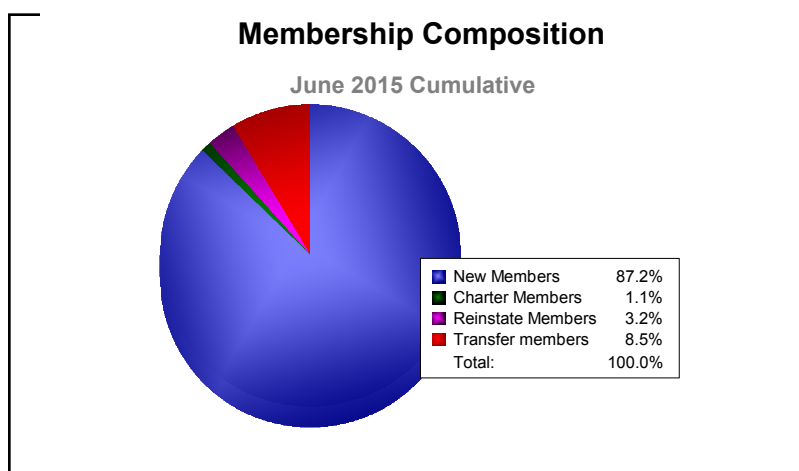
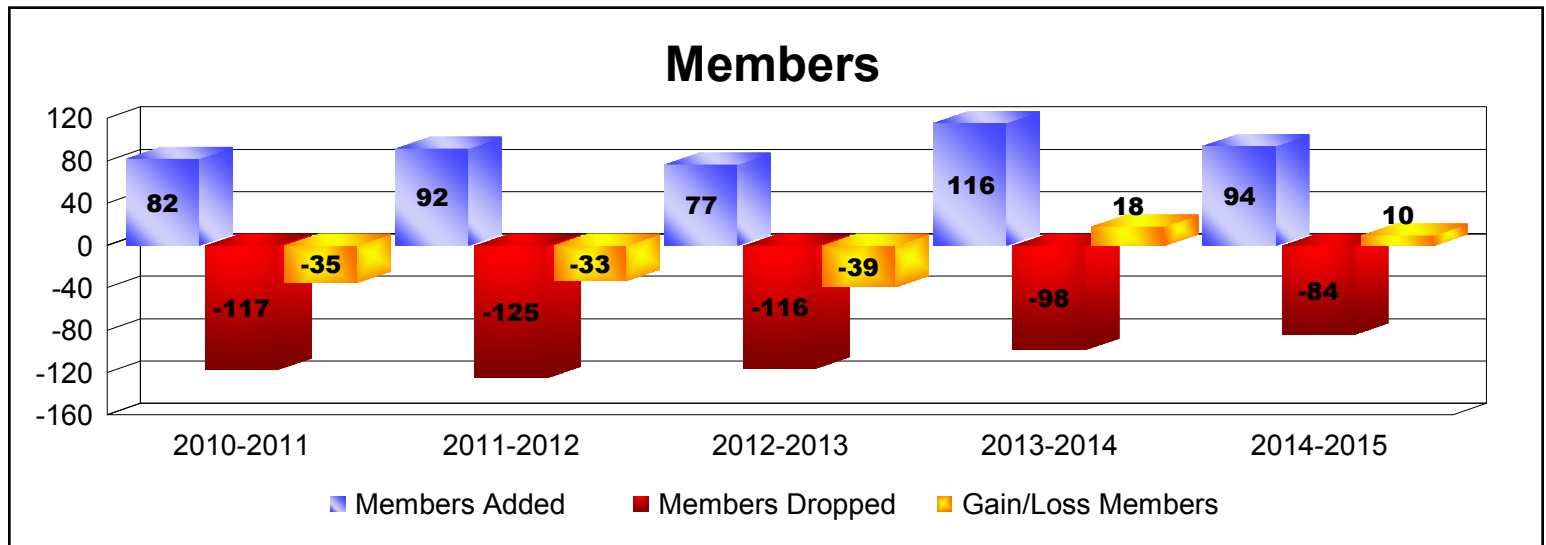
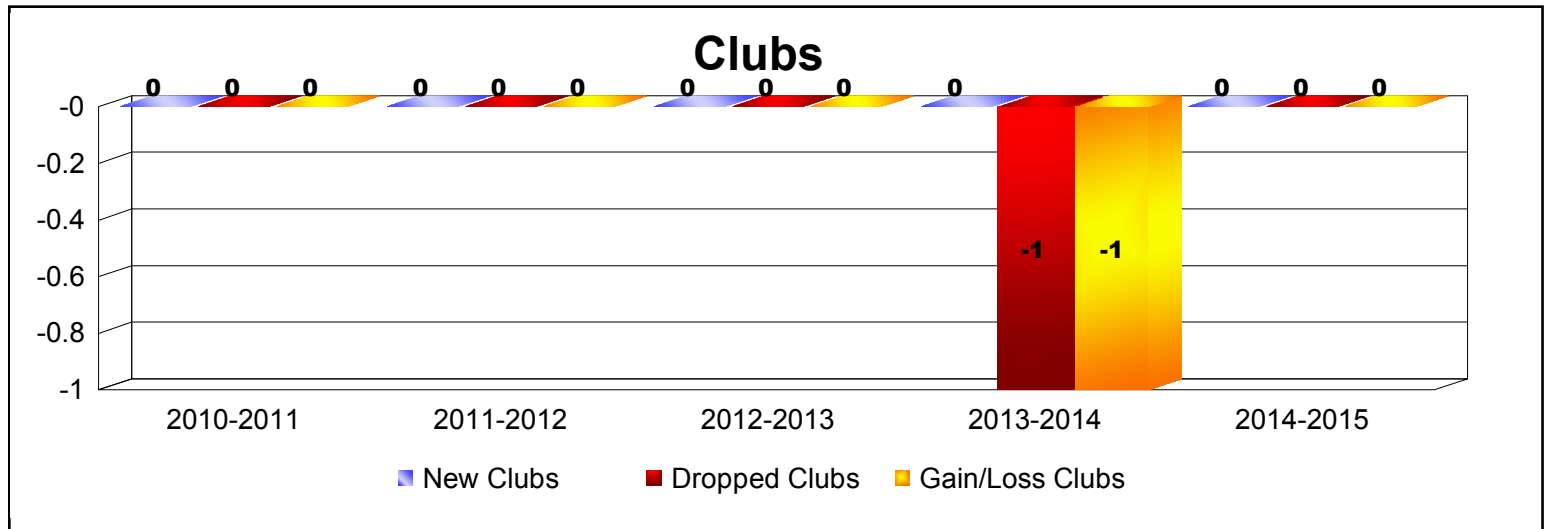


Year	New Clubs	Dropped Clubs	Gain/ Loss Clubs	New Members	Charter Members	Reinstate Members	Transfer Members	Total Member Added	Total Members Dropped	Gain/ Loss Members
2010-2011	0	0	0	70	0	5	7	82	-117	-35
2011-2012	0	0	0	76	0	9	7	92	-125	-33
2012-2013	0	0	0	62	0	9	6	77	-116	-39
2013-2014	0	-1	-1	100	0	10	6	116	-98	18
2014-2015	0	0	0	82	1	3	8	94	-84	10
Average	0	0	0	78	0	7	7	92	-108	-16



Year	New Clubs	Dropped Clubs	Gain/ Loss Clubs	New Members	Charter Members	Reinstate Members	Transfer Members	Total Member Added	Total Members Dropped	Gain/ Loss Members
2010-2011	0	-3	-3	75	0	8	20	103	-187	-84
2011-2012	0	-1	-1	89	0	12	11	112	-121	-9
2012-2013	0	-2	-2	61	0	1	6	68	-127	-59
2013-2014	1	-2	-1	88	39	4	22	153	-121	32
2014-2015	0	-3	-3	93	17	6	16	132	-124	8
Average	0	-2	-2	81	11	6	15	114	-136	-22

